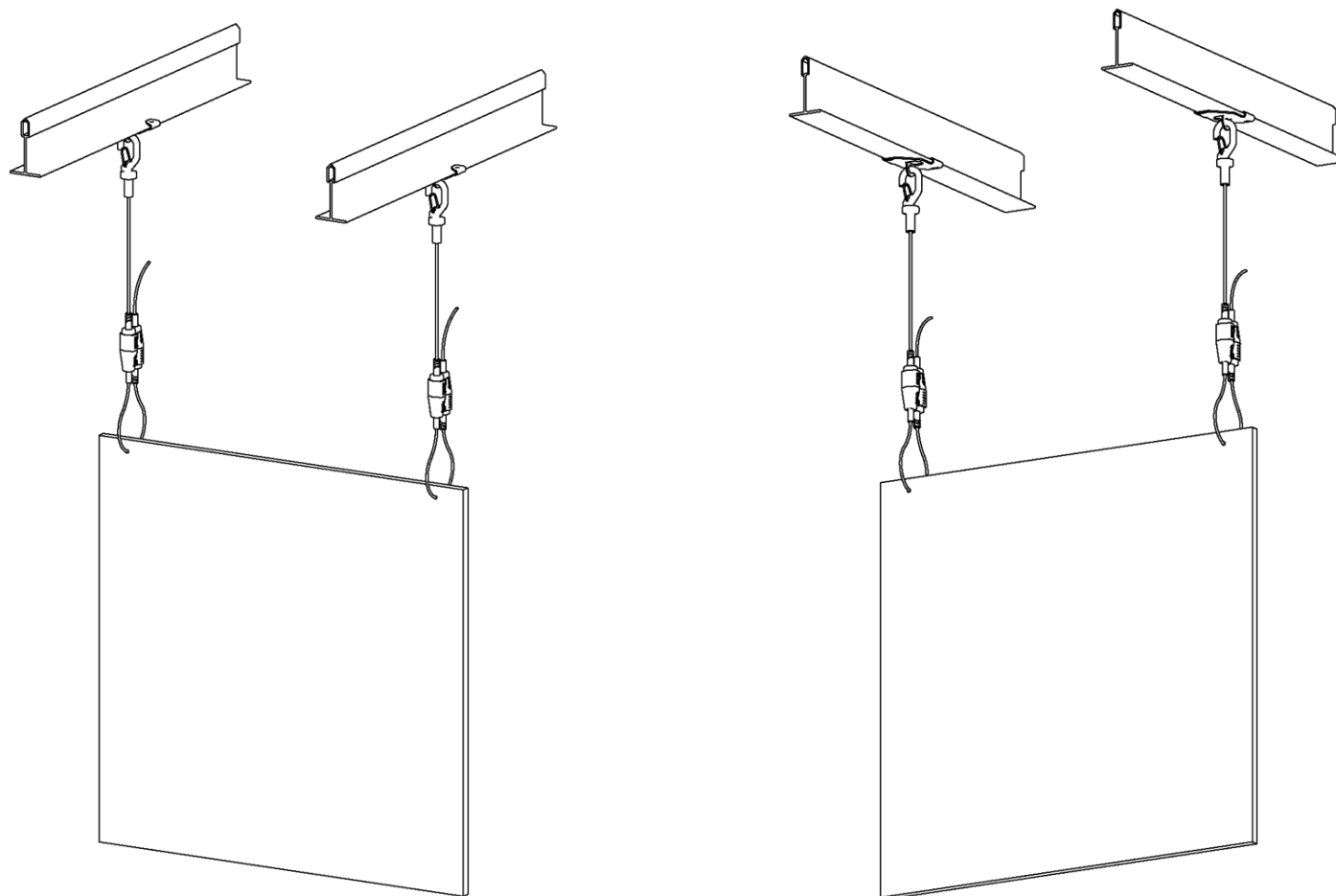


nVent CADDY Speed Link

Support of Protective Screens in Offices and Retail Stores



Support of Protective Screens in Offices and Retail Stores




Support of Protective Screens in Offices and Retail Stores

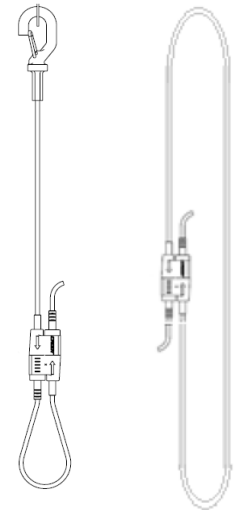
Structural Attachment



Plexiglass Screen



nVent CADDY Speed Link




Example of an office application

Support of Protective Screens in Offices and Retail Stores

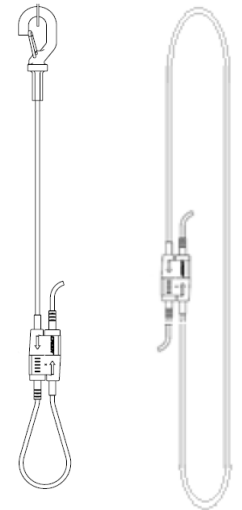
Structural Attachment



Plexiglass Screen












nVent CADDY Speed Link

























Example of retail store application

Support of Protective Screens in Offices and Retail Stores

	Structural Attachment	nVent CADDY Speed Link	Plexiglass Screen
 <p>Concrete</p>	 <p>nVent CADDY Speed Link SLK with Wedge Anchor</p>		
	 <p>nVent CADDY Speed Link SLK with Shot-Fire Bracket</p>		
	 <p>nVent CADDY Speed Link with Nail Gun Bracket</p>		
	<p>Concrete Fixing Eyebolt Screw</p>	<p>nVent CADDY Speed Link SLK with Hook</p>	
 <p>T-Grid</p>	<p>4G24H Twist Clip with 90° Plain Hole</p>	<p>nVent CADDY Speed Link SLK with Hook</p>	
 <p>I-Beam</p>	<p>nVent CADDY Speed Link SLK with Hook</p>		
	<p>nVent CADDY Speed Link SLK with Hammer-On Flange Clip</p>		
	<p>nVent CADDY Hammer-On Flange Clip</p>	<p>nVent CADDY Speed Link SLK with Hook</p>	
 <p>Purlin</p> 	<p>nVent CADDY Purlin Clips</p>	<p>nVent CADDY Speed Link SLK with Hook</p>	








Precut solutions

Support of Protective Screens in Offices and Retail Stores

	Structural Attachment	nVent CADDY Speed Link	Plexiglass Screen
 <p>Concrete</p>	 		
	 		
	 		
	 		
 <p>T-Grid</p>	 		
 <p>I-Beam</p>	 		
	 		
	  <p>Purlin</p>	 	

















Precut solutions

Support of Protective Screens in Offices and Retail Stores

	Structural Attachment	nVent CADDY Speed Link	Plexiglass Screen
 <p>Concrete</p>	 Vent CADDY Angle Bracket with Nail Gun Bracket	nVent CADDY Speed Link Spool Kit	
	Concrete Fixing Eyebolt Screw	nVent CADDY Speed Link Spool Kit	
 <p>T-Grid</p>	4G24H Twist Clip with 90° Plain Hole	nVent CADDY Speed Link Spool Kit	
 <p>I-Beam</p>	nVent nVent CADDY Speed Link Spool Kit		
	nVent CADDY Hammer-On Flange Clip	nVent CADDY Speed Link Spool Kit	
 <p>Purlin</p> 	nVent CADDY Purlin Clips	nVent CADDY Speed Link Spool Kit	

Spool Kit solutions

Support of Protective Screens in Offices and Retail Stores

	Structural Attachment	nVent CADDY Speed Link	Plexiglass Screen
 <p>Concrete</p>			
			
 <p>T-Grid</p>			
 <p>I-Beam</p>			
			
 <p>Purlin</p>			

Spool Kit solutions

Thank you

